



©Sharon Connolly  
"In the Water"



# The Grand Canyon Photography Club

INSIDE:

President's Message pg. 4  
Banner Photo pg. 6  
Minutes/Treasurer pg. 7  
Stony Fork 8,9  
Member Photos Pg 10,11,  
Calendar/Mystery Macro pg. 12  
Show News 13-15,

VOLUME 19, ISSUE 9~ September 2019

## The Power of Black and White and How to Get There

With Bruce Dart

Longtime club member Bruce Dart will share several ways to create digital black and white images, starting with color, at the September 10 meeting.

The 7 p.m. meeting at the Gmeiner Art Center in Wellsboro is open to the public.

An award-winning professional photographer for over 40 years, Bruce has been a member of GCPC since it was founded.

"There are numerous programs and numerous ways to get to black and white," Dart explained, "as well as several programs that will make the transition and we will explore some of them."

He explained that good black and white images are not merely the lack of color, but create power and drama with the use of shadows and light and dark transitions. Several gurus in this digital genre advocate first creating a good color image before changing it to black and white. This program will explore some of the things to look for.



©Bruce Dart "Above Mansfield"

***"Even in today's digital realm of color, black and white photos often illustrate drama and power that is unattainable in color."***

Bruce Dart

Many subjects look good in both color and black and white, Dart noted, and sometimes the conversion to black and white is a real eye opener when an image just gets kicked up several notches in the process.

"It's often a 'wow' moment that is very exciting to see when a black and white image actually surpasses what you did in color," Bruce asserted. "It is almost like the magic of the old black and white darkroom and seeing the print develop before your eyes in the chemistry."

Light and shadow and a range of tones becomes much more important in black and white photography, he pointed out.

"Ansel Adams stressed that with the Zone System," he said, "and it becomes just as important with digital images as it did in Adams' day."

Elements of composition will be reviewed in the program, and some things to watch for when converting to black and white. Club President David Ralph will also add a bit of info on Nik Filters and Silver Fx.

(Continued next page)

(continued)



©Bruce Dart "The 2124"

"Black and white images are not restricted to only landscape sorts of images," Bruce maintains. "Portraits in black and white are very powerful and still very much in style!"



©Bruce Dart "Sam"



**Bruce Dart,  
Cr. Photog., CPP**

Photographer Bruce Dart has been owner of the Photos by Dart portrait studio in Mansfield for the past 40 years and more recently has devoted more effort to creating Landscape and Fine Art images.

In 1986, the Professional Photographers of America, PPA, recognized him in as a Certified Professional Photographer, CPP, and as a Craftsman Photographer in 2003. In order to keep the Certified Professional Photographer designation, one must maintain continuing education and has to "re-certify" every five years. Bruce has recertified six times. As a Craftsman, he earned the degree by teaching programs to other professionals.

The winner of many photo awards, he is the only five-time winner of the Northeast Pennsylvania Professional Photographers Association's (NPPPA) Photographer of the Year award. He continues to win top awards.



©Bruce Dart "Red Run"

(Continued next page)



**B&W (continued)**



**Photo ©Bruce Dart “Lamb’s Lane”**



**Photo ©Bruce Dart “Trainman”**



**Photo ©Bruce Dart “Swamp Tree”**



**Photo ©Bruce Dart “Sunflowers”**



## PRESIDENT'S MESSAGE

Well, August became an “interesting” month. Rather like that alleged Chinese curse, “May you live in interesting times!” Well, not that bad. But two programs for the Fall could not occur as long planned. As we recover, we bounce back, we march into the future. The health of a couple of our members interfered, with helpful surgery, but it means that our November program would have to be rescheduled, likely for some time next year. Then, Jim Montanus, a great friend of Tioga County wilds and this club told us that his father Neil Montanus had gone into hospice just a few days before, with Neil’s life on the edge; Jim was not entirely sure he could do the September show. Through it all, and some hiccups in getting out information, I determined to cancel the September show, and take the pressure off Jim and us. I offered Jim either the October or November shows. We await his decision on that.

So, a show which we had originally planned for this year, but which had lost its place on the calendar, left on the cutting room floor so to speak, Making Black and White Images, is being revived. Bruce Dart is going to bring his expertise to us. He may have a little extra for doing so in Photoshop as he recently attended a seminar by Nikon Ambassador Vincent Versace on Black and White. Vincent worked for Nik software on the Nik filters in the past. And, Vincent also produced training DVDs for Nikon’s Capture NX2 which incorporated Nik technology throughout its former raw converter. We will also try to do a small portion on using Nik SilverEfex Pro 2, a powerful, elegant and intuitive way to do great black and white images.


**Editor’s Note: Vincent spent the week showing us how to work in layers to produce black and white -- actually, tweak black and white starting with color and working in channels. He did not, much to my chagrin, show us anything about Nik Filters. He highly recommended the program, however, and admitted his strong bias as he spent four years developing it!**

(Continued next page)



A word to the season coming upon us. Fall may be the premier season for color photography outdoors. This is the season of morning fog, which has been occurring frequently the last few weeks. Wildlife are getting ready to migrate. Temperatures are moderate. Great, angry clouds in the afternoon. Leaves about to turn vibrant colors. And, we are lucky to be located in one of the most beautiful locations in the country for Fall colors. I urge all of you to get out. The muse will likely strike you once out even if you had no inspiration before getting from the kitchen chair to the front door!


David Ralph



©David Ralph “Rose Window, Hall of Remembrance  
Holocaust Memorial Museum”



The Grand Canyon Photography Club  
[www.gcphotoclub.org](http://www.gcphotoclub.org)



## About The Banner Photo

### The Grand Canyon Photography Club

#### 2019 Officers:

President: David Ralph

Vice President: Diane Cobourn

Treasurer: Gary Thompson

Recording Secretary: Paul Bozzo

Corresponding Secretary:  
Sharon Connolly

#### Directors:

2018-2019:

Nancy Bickham, Linda Stager

2019-2020:

Mia Anderson, Med Barton

#### Committee

#### Chairpersons:

Newsletter: Bruce Dart

Membership: Gary Thompson

Exhibits: Bruce Dart

Website: Mia Lisa Anderson

Publicity: Lonny Frost

For more information, please  
contact:

David Ralph -

E-mail: [president@gcphotoclub.org](mailto:president@gcphotoclub.org)



©Sharon Connolly "In the Water"


Sharon made this image on the Landrus outing with her Canon EOS 7D, 18-270 mm lens. The exposure was at F/9 at 2.5 sec. ISO 100 in manual exposure mode.

"I was looking for the cotton candy water with some nice detail," Sharon said. "I really like to see what the camera records. Where the water swirls and moves with the blur. Love the colors in the rocks. I also tried to incorporate some foreground branches. Just for a little depth."





The Grand Canyon Photography Club  
[www.gcphotoclub.org](http://www.gcphotoclub.org)




## August 13, 2019 GCPC Meeting

Instead of our regularly scheduled meeting in August, we met earlier outside of the Green Free Library and at Bruce Dart's house in Mansfield. At 6 o'clock two mini caravans drove to Arnot and down the Landrus Road about a mile. It was sprinkling, but the forecast looked good and proved to be correct. The two groups, a total of eight members and one guest, arrived not more than a minute apart. Our program consisted of a hike in the Tioga State Forest with our cameras. My objective as the leader was to get our members into the woods so that they might see why I am so attracted to them. Everyone found much to photograph. Of the group, I might have been the least nimble! We forded Lick Creek, climbed all over those two falls, and hiked to the bridge abutments on Red Run. I was a bit disappointed that the foliage covered up some of the features along the old logging road we hiked. I was gladdened by the happy spirits that prevailed. Everyone seemed to have that special glow when we returned to our vehicles. All seemed quite thankful for the experience. Maybe next year a trip down Stony Fork Creek will be desired by the club?

Respectfully submitted,

Paul Bozzo Recording secretary



### August 2019 Treasurer's Report

**Begin balance \$ 1615.46**  
**Cash In \$20 (2019 Dues)**  
**\$20 (2020 Dues)**  
**Cash Out \$ 3.00 (Bank fee)**  
**End Balance \$ 1652.46**

### **GCPC Treasurer**

Gary Thompson

285 Owen Hollow Road

Big Flats, NY 1481

**Dues** Individual: \$20. Family: \$35.

Photos©Paul Bozzo





# Little Falls, Stony Fork Creek -- Revisited

Most photographers have found a place to photograph that is a favorite and one that yields fresh images with every visit. For Ansel Adams it was Yosemite. He photographed there from 1927 until shortly before he died in 1984, nearly 60 years. Many commercial photographers do a “test shoot” and then make adjustments in a second and final session. Reknowned portrait photographer Yousuf Karsh is sometimes said to have spent up to a week with his subjects in order to create some of his iconic images. Legendary nature photographer Eliot Porter preached that “if you see something you need to photograph it. You can’t go back later, it will be different...the light will not be the same.” However, seeing an image, knowing it will be better at another time of day and returning at that time is just good planning. Areas like Stony Fork Creek almost always have a soft, diffused light that can produce great image most of the time. That makes it a favorite! In a recent outing with Bruce, Paul Bozzo knew he didn’t get the image he wanted and returned with that in mind. Here are the results.



“After looking at the images we took,” Paul said, “I was sure we didn’t see Little Falls in the distance. So I went back to try to get in front of Little Falls. It was an amazing journey for my camera!”  
Getting close: That’s part of Little Falls in the distance.

**(Continued Next Page)**

**Photo©Paul Bozzo**



## Little Falls (continued)




“Directly in front, the pool is bigger than I thought,” Paul says.



Little Falls in the back but the amazing rocks in the foreground. **Photos©Paul Bozzo**





## Hike in the Woods



Photo ©Paul Bozzo



Photo ©Sharon Connolly




Photo ©Bruce Dart





The Grand Canyon Photography Club  
[www.gcphotoclub.org](http://www.gcphotoclub.org)




Photo © Sharon Connolly



Photo © Gary Thompson



Photo © Gary Thompson

### **September Meeting At a Glance**

**Power of Black & White  
with Bruce Dart**  
Critique: Outings or Summer  
Snacks: Nancy Bickham  
Beverages: Mia Lisa Anderson



## GCPC 2019 Calendar of Events

Meetings are at 7 p.m. on the 2nd Tuesday of every month  
at the Gmeiner Art & Cultural Center unless otherwise noted.

### Mini-Solo Shows at

#### The Warehouse Theatre: Various Members

Paul Bozzo, Linda Stager, Medford Barton, Bruce Dart

#### Native Bagel, Central Avenue, Wellsboro

SEPTEMBER - Sandy Foor  
OCTOBER - Diane Cobourn  
NOVEMBER - Suzan Richar  
DECEMBER - Paul Bozzo

### Programs and Themes:

#### September 10: "Power of Black and White" - Bruce Dart

Critique: Images from Outings or Summer Favorites

October 8: November 12: Either - Using Drones presented by Linda Stager & Gary Thompson. Or Jim Montanus rescheduled

Critique: Black and white if drone program; none if Montanus

November: Biennial GCPC Member Exhibit at the Gmeiner.

December 10: Annual holiday party & slideshow of member images.

Please contact Bruce Dart at [bdphoto@ptd.net](mailto:bdphoto@ptd.net) if you are interested in displaying your photos at the Native Bagel or if you have images suitable for display at the Warehouse Gallery.

What is this? Send your  
guess to [bdphoto@ptd.net](mailto:bdphoto@ptd.net)



©Jan Keck


## Mystery Macro

How observant are you?

No correct guesses  
Send your guesses to  
[bdphoto@ptd.net](mailto:bdphoto@ptd.net)



©Jan Keck





# **Grand Canyon Photo Club Show (November) News**

## **Show Theme: Let There Be Light**

The GCPC will hold their Photo Show/Exhibit 3-24 November at the Gmeiner in the Main Gallery. There will be a reception on opening day Sunday, November 3 from 2 to 4 PM. It will end on Sunday, November 24 at 5 pm. The Gallery hours are 2-5 PM Wednesday-Friday and 11-5 Saturday and Sunday.

The show committee has finalized the criteria for the show and it will be as follows:

1. All entries **MUST** be framed in either a black or white frame, even prints on metal, canvas, or other material.
2. Mats are optional. If a mat is used then the participant may choose what color mat or border they want. This allows entrants to express themselves.
3. Images may be Color or Black and White.
4. Entries Must be wired and ready to be hung;
5. Entries Must Not have been hung at the Gmeiner before.
6. Each member may submit up to 3 images. Every member who submits will have at least one photograph accepted to be hung at the exhibit.
8. Entry fee is \$5 per image to cover expenses.
9. Maximum-framed image size is 28" on the longest side.
10. Members must be in good standing as of Aug 15 2019 meeting in order to participate. This will include new members.
11. An artist statement for each photo must accompany all entries. This needs to include how you used Light to capture your photo. It needs to be theme oriented. An example will be sent out with the final rules to members.
12. The show will be judged.
13. The show will be split into 2 categories.

### **a. Creative Category**

#### **Criteria**

- \*2 or more images combined
- \*Elements added to the photo
- \*Artificial Brush Strokes to make the photo look like a painting, charcoal drawing, etc.
- \*Obviously manipulated (such as over saturation to change the coloring, etc.)

### **b. General Category**

- \*1 image
- \*adjustments to exposure
- \* things removed (phone line, weed, etc)

**(Continued Next Page)**

## **Show News (continued)**

The categories will be judged separately, 1 st , 2 nd , 3 rd places will be given out in each category. Patches will be the prizes for each. A Best in Show will be awarded as well, this can come from either category. If an entrant has questions on which category they should enter, they can ask someone on the committee when photos are being accepted at the show.

14. Members need to be aware that their photos may be judged not just on how great their photos are but also on how well they fit the theme of the show, presentation (crinkle in your mat or photo, scratch on your frame, cat hair in the glass), how well you manipulated your image when trying to be creative (if it's obvious that you removed an object, phone line, etc.)

The committee is working on getting the judges for the show. It will be announced when we know who they are. The judges will be provided with detail criteria for each category.

As soon as we get the dates that we can accept photos from the Gmeiner staff we will pass that date on.

Your photos can be sold during the show if you desire, be aware that the Gmeiner will get 20% of your sale so mark your photos accordingly.

Show Committee:

Diane Cobourn, David Ralph, Mia Lisa Anderson, Gary Thompson, Paul Bozzo,  
Nancy Bickham, Sharon Connolly

### **NAME OF PHOTO : PRICE OF PHOTO**

Example write up: There is a pond/swamp on the left side of the road heading into Hills Creek. I always think there should be a heron or some geese there to photograph, and I find myself searching the area every time I pass by. This time there was no wildlife, but the colorful fall leaves reflected in the water made it worth stopping.

### **SAMPLE ARTIST STATEMENT**

I am a hobbyist photographer and my favorite subject is insects. This photo of a Damsel Fly was taking early on a bright sunny morning. The dew was still on the wings and the morning light lit up the dew drops and brought the brilliant color of the Damsel Fly to life. I was able to get a perfect angle from the light to see the color reflection in the dew drops. I used a Canon 70D with a Tamron 180mm Macro Lens with a shutter speed of 1/250, f/8, ISO 340.

Photographers name



## **ENTRY FORMS**

Entry Form for GCPC Photo Show 2019

Photographer Name:

Name of Photo:

Price of Photo:

Category: (General or Artistic)

Explanation of Photo Processing:

Entry Form for GCPC Photo Show 2019

Photographer Name:

Name of Photo:

Price of Photo:

Category: (General or Artistic)

Explanation of Photo Processing:

Entry Form for GCPC Photo Show 2019

Photographer Name:

Name of Photo:

Price of Photo:

Category: (General or Artistic)

Explanation of Photo Processing: